

Points

Points

1. Major Key Signatures 6

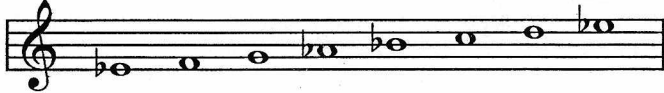
B $\flat$  Major, E Major, F Major, A Major,  
E $\flat$  Major, D Major

2. Minor Key Signatures 3


a minor, d minor, e minor

3. Scales 5

E $\flat$  Major




D Major




E Major



a minor, harmonic form



G Major



4. Intervals (Level 3 only requires M and P, so do not deduct points for unclear capital M) 7

(P5), M2, M6, P4, M3, P8, M7, P5

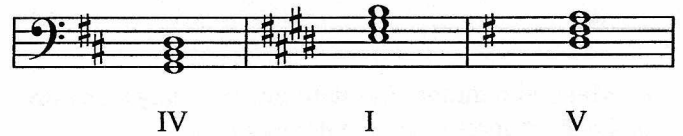
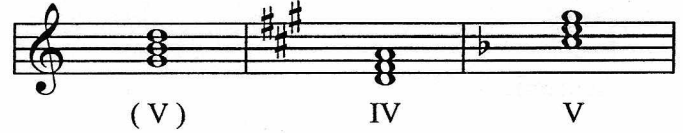
5. Triads 5

(G Major)      d minor      E Major  
F Major      B $\flat$  Major      a minor

6. Inversions of Triads 5

(1st), R, 2nd, R, 1st, 2nd

7. Roman Numerals 5



8. Primary Triads 3

G Major




9. Rhythm - Counts 3



10. Rhythm - Time Signature 1



11. Rhythm - Rests 4



## Points

## Points

## 12. Cadences

3

- a. Plagal
- b. Half
- c. Authentic

## 13. Terms

10

- a. Major and minor keys with the same key signature
- b. connect notes using the damper pedal
- c. apply the soft pedal
- d. a short musical idea
- e. slow tempo, slower than *andante*
- f. sweetly
- g. much, very
- h. little
- i. with spirit
- j. gradually faster

## Musical Example by Andre

11

14. C Major

4

15. 4

16. ♩ (quarter note)

17. moderate tempo (medium tempo)

18. twice

19. a. C Major

b. G Major

20. 2nd Inversion

21. B $\flat$  (B flat; accept  $\flat$  or flat)

22. 1. P8

2. M6

## Musical Example by Volkmann

12

23. a. a minor

b. e minor

24. c. IV

d. I

25. a. loud

b. medium loud

c. fermata: hold longer

d. accent: play louder

e. staccato: crisp

f. gradually louder

26. 1. P4

2. M2

## Ear Training (Set B)

10

1. Major

2. minor

3. Staccato touch

4. Ex. 1: minor

Ex. 2: Major

5. Ex. 1: Major 2nd

Ex. 2: Perfect 5th

Ex. 3: Major 6th

3

6. 4 time

7. Spiritoso